TOSHIBA

Mini catalog

Introduction of Toshiba MOSFET Gate Driver ICs

Toshiba's TCK4**G series MOSFET gate driver ICs are equipped with an integrated boost circuit and multiple protection features, designed to efficiently drive external MOSFETs that have been selected to meet the needs of the circuit. These drivers are suitable for load switch applications in compact devices such as mobile and wearable electronics, as well as for a wide range of power management switching solutions requiring high-density mounting.

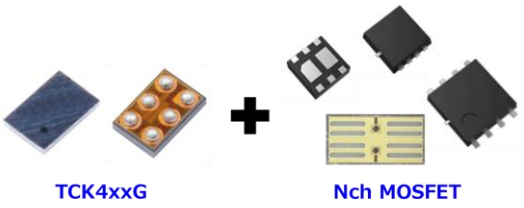

Product appearance

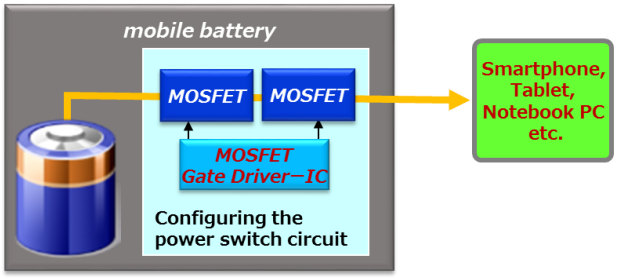

Application example of MOSFET Gate Driver ICs

Main Characteristics

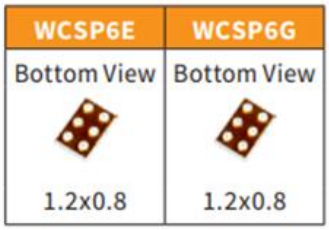

- **Ultra small package**
  TCK40xG:1.2x0.8mm(typ.), t:0.55mm(max)(WCSP6E)
  TCK42xG:1.2x0.8mm(typ.), t:0.35mm(max)(WCSP6G)

- **Wide input voltage**
  V_{IN} max 40 V, V_{IN_opr}=2.7 to 28 V(TCK40xG、TCK42xG)
- **Stable charge pump gate voltage V_{GATE}**
  V_{GATE}: 10V/5.6V
  ・・・Charge pump gate voltage (TCK42xG) : independent of the input voltage and with minimal variation at the operating temperature range.
- **Over Voltage Lock Out(OVLO) Lineup**
  VIN_OVLO = 6.31/10.83/14.29/23.26/27.73V (typ.) 5 type lineup (TCK42xG)
- **Low standby current**
  0.9uA max@12V stand-by (TCK42xG)

Product page : Click

Typical Use Cases

They support a wide range of applications, including single high-side switches, back-to-back load switches, and power multiplexing configurations.

High side

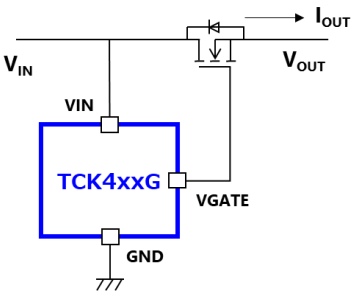

Back to Back

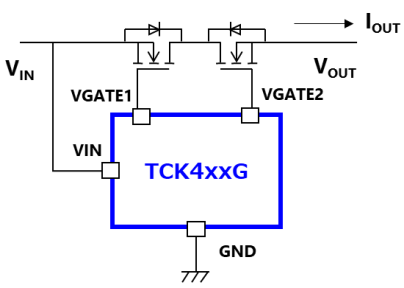

Power Multiplexer

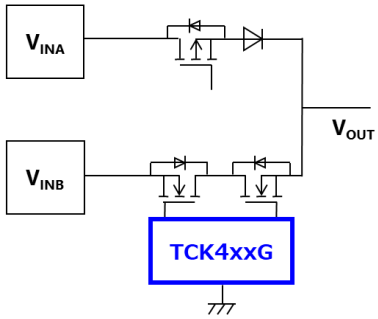

© 2023-2026
Toshiba Electronic Devices & Storage Corporation

TOSHIBA

MOSFET Gate Driver ICs Selection Table

Product Number	TCK401G →	TCK402G →	TCK420G →	TCK421G →	TCK422G →	TCK423G →	TCK424G →	TCK425G →
Stock Check	Buy Online	Buy Online	Buy Online	Buy Online	Buy Online	Buy Online	Buy Online	Buy Online
Maximum input voltage V_{IN} max	40 V							
Input voltage range V_{IN} max	2.7 to 28 V							
Gate Drive voltage V_{GATE}	4 to 10 V (V_{IN} dependency)		10 V			5.6 V		
Package	WCSP6E(Link) → (1.2x0.8 mm, t:0.55 mm)		WCSP6G(Link) → (1.2x0.8 mm, t:0.35 mm)					
Overvoltage Lockout Threshold	Over 28 V		27.73 V	23.26 V	14.29 V		10.83 V	6.31 V
Under Voltage Lockout Threshold	2.7 V		2 V					
Usage	Common source (Single Hi-side is OK)		Common drain (Single high side allowed)					

Reference Design – Power Multiplexer Circuit Using MOSFET Gate Driver ICs

Reference designs include circuit schematics, PCB layout diagrams, Gerber files, and sample software. These resources help accelerate equipment development by providing ready-to-use design materials. Using Toshiba's broad lineup of components—such as MOSFET gate driver ICs, eFuse ICs, Zener diodes, and compact-package MOSFETs—designers can build reference circuits that emulate ideal diode characteristics. These circuits support both BBM (Break-Before-Make) and MBB (Make-Before-Break) switching for efficient and reliable power path control.

Reference Model Description

Circuit	Two-input, one-output power multiplexer
VINA input/ VINB input	5 V/20 V、5 V/12 V、9 V/20 V、5 V/12 V、12 V/24 V
Output current (maximum)	3 A to 5 A

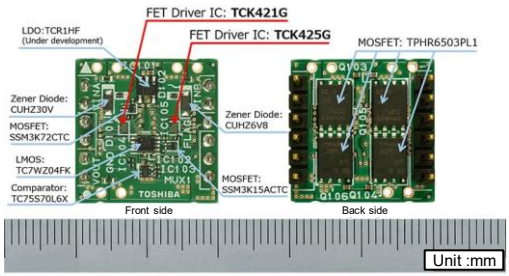

PCB photo example

Reference Design (Power Multiplexer Circuit) Click

© 2023-2026
Toshiba Electronic Devices & Storage Corporation

TOSHIBA

Related LINK

- Procduct page : MOSFET Gate Driver ICs — Click
- Parametric search for Nch-MOSFET — Click
- Parametric search for MOSFET gate driver ICs. — Click
- Online distributor purchase, inventory search page — Click

© 2023-2026
Toshiba Electronic Devices & Storage Corporation

TOSHIBA

RESTRICTIONS ON PRODUCT USE

Toshiba Corporation and its subsidiaries and affiliates are collectively referred to as “TOSHIBA”.
Hardware, software and systems described in this document are collectively referred to as “Product”.

- TOSHIBA reserves the right to make changes to the information in this document and related Product without notice.
- This document and any information herein may not be reproduced without prior written permission from TOSHIBA. Even with TOSHIBA's written permission, reproduction is permissible only if reproduction is without alteration/omission.
- Though TOSHIBA works continually to improve Product's quality and reliability, Product can malfunction or fail. Customers are responsible for complying with safety standards and for providing adequate designs and safeguards for their hardware, software and systems which minimize risk and avoid situations in which a malfunction or failure of Product could cause loss of human life, bodily injury or damage to property, including data loss or corruption. Before customers use the Product, create designs including the Product, or incorporate the Product into their own applications, customers must also refer to and comply with (a) the latest versions of all relevant TOSHIBA information, including without limitation, this document, the specifications, the data sheets and application notes for Product and the precautions and conditions set forth in the "TOSHIBA Semiconductor Reliability Handbook" and (b) the instructions for the application with which the Product will be used with or for. Customers are solely responsible for all aspects of their own product design or applications, including but not limited to (a) determining the appropriateness of the use of this Product in such design or applications; (b) evaluating and determining the applicability of any information contained in this document, or in charts, diagrams, programs, algorithms, sample application circuits, or any other referenced documents; and (c) validating all operating parameters for such designs and applications. TOSHIBA ASSUMES NO LIABILITY FOR CUSTOMERS' PRODUCT DESIGN OR APPLICATIONS.
- PRODUCT IS NEITHER INTENDED NOR WARRANTED FOR USE IN EQUIPMENTS OR SYSTEMS THAT REQUIRE EXTRAORDINARILY HIGH LEVELS OF QUALITY AND/OR RELIABILITY, AND/OR A MALFUNCTION OR FAILURE OF WHICH MAY CAUSE LOSS OF HUMAN LIFE, BODILY INJURY, SERIOUS PROPERTY DAMAGE AND/OR SERIOUS PUBLIC IMPACT ("UNINTENDED USE"). Except for specific applications as expressly stated in this document, Unintended Use includes, without limitation, equipment used in nuclear facilities, equipment used in the aerospace industry, Class 3 medical devices, equipment used for automobiles, and military vehicles and munitions. IF YOU USE PRODUCT FOR UNINTENDED USE, TOSHIBA ASSUMES NO LIABILITY FOR PRODUCT. For details, please contact your TOSHIBA sales representative or contact us via our website.
- Do not disassemble, analyze, reverse-engineer, alter, modify, translate or copy Product, whether in whole or in part.
- Product shall not be used for or incorporated into any products or systems whose manufacture, use, or sale is prohibited under any applicable laws or regulations.
- The information contained herein is presented only as guidance for Product use. No responsibility is assumed by TOSHIBA for any infringement of patents or any other intellectual property rights of third parties that may result from the use of Product. No license to any intellectual property right is granted by this document, whether express or implied, by estoppel or otherwise.
- ABSENT A WRITTEN SIGNED AGREEMENT, EXCEPT AS PROVIDED IN THE RELEVANT TERMS AND CONDITIONS OF SALE FOR PRODUCT, AND TO THE MAXIMUM EXTENT ALLOWABLE BY LAW, TOSHIBA (1) ASSUMES NO LIABILITY WHATSOEVER, INCLUDING WITHOUT LIMITATION, INDIRECT, CONSEQUENTIAL, SPECIAL, OR INCIDENTAL DAMAGES OR LOSS, INCLUDING WITHOUT LIMITATION, LOSS OF PROFITS, LOSS OF OPPORTUNITIES, BUSINESS INTERRUPTION AND LOSS OF DATA, AND (2) DISCLAIMS ANY AND ALL EXPRESS OR IMPLIED WARRANTIES AND CONDITIONS RELATED TO SALE, USE OF PRODUCT, OR INFORMATION, INCLUDING WARRANTIES OR CONDITIONS OF MERCHANTABILITY, FITNESS FOR A PARTICULAR PURPOSE, ACCURACY OF INFORMATION, OR NONINFRINGEMENT.
- Do not use or otherwise make available Product or related software or technology for any military purposes, including without limitation, for the design, development, use, stockpiling or manufacturing of nuclear, chemical, or biological weapons or missile technology products (mass destruction weapons). Product and related software and technology may be controlled under the applicable export laws and regulations including, without limitation, the Japanese Foreign Exchange and Foreign Trade Law and the U.S. Export Administration Regulations. Export and re-export of Product or related software or technology are strictly prohibited except in compliance with all applicable export laws and regulations.
- Please contact your TOSHIBA sales representative for details as to environmental matters such as the RoHS compatibility of Product. Please use Product in compliance with all applicable laws and regulations that regulate the inclusion or use of controlled substances, including without limitation, the EU RoHS Directive. TOSHIBA ASSUMES NO LIABILITY FOR DAMAGES OR LOSSES OCCURRING AS A RESULT OF NONCOMPLIANCE WITH APPLICABLE LAWS AND REGULATIONS.

Company names, product names, and service names may be trademarks of their respective companies.

Toshiba Electronic Devices & Storage Corporation
https://toshiba.semicon-storage.com/