

Overvoltage protection device Zener diode and ESD protection diode

Overview

This document describes the applications and features of the TVS diode: ESD protection diode and Zener diode suitable for overvoltage protection while touching the types of electrostatic discharge (ESD) and overvoltage surge.

Table of Contents

Outline:.....	1
Table of Contents.....	1
1. Introduction	3
2. Overvoltage Pulses Surrounding Electronic Devices	3
3. Protection devices.....	4
3.1 ESD protection diode	4
3.2 Zener Diodes for Overvoltage Protection	4
4. Conclusion	7
RESTRICTIONS ON PRODUCT USE	8

1. Introduction

Semiconductors used in electronic equipment have been improved in performance and miniaturized by advancing new processes development and miniaturization. However, the tolerance for unexpected voltage fluctuations has been decreased and overvoltage pulses such as electrostatic discharge ESDs (Electro Static Discharge) and surges adversely affect the semiconductors. For this reason, the importance of protective devices used in electronic equipment is increasing.

We have the lineup for two types of products: ESD protection diodes and Zener diodes that protect the object from overvoltage pulses. This document describes the applications and usage of these protective devices.

2. Overvoltage Pulses Surrounding Electronic Devices

If an overvoltage pulse caused by surge or ESD is applied to the circuit of an electric device, it may cause dielectric breakdown, functional stoppage, or deterioration of semiconductor components. These overvoltage pulses are classified according to the cause of occurrence as shown in Fig. 2.1, and their pulse widths and voltages are different. Each overvoltage pulse is described below.

○ Electrostatic discharge (ESD)

ESD is a discharge phenomenon that occurs when an object (dielectric) with accumulated positive and negative charges comes into contact or approaches. The ESD generated by contact between the human body and electronic equipment suddenly discharges to several thousand volts, becoming short pulses on the order of nanoseconds.

○ Lightning surge

Lightning surges based on lightning can be divided into direct lightning surges and induced lightning surges. Direct lightning surge refers directly to the surge when lightning hit directly. On the other hand, an induced lightning surge is a surge induced by electromagnetic pulses generated by lightning. Lightning surges have high energy and are often difficult to protect, while induced lightning surges have low energy and the countermeasure is possible. Due to the inductive phenomenon, induced lightning surges become long pulses from the microsecond order to the millisecond order.

○ Switching surge

Switching surge is a transient overvoltage induced by a sudden current change and inductance of a circuit or wiring when a switch, relay, or other device is turned on/off (open/close). It is generated by inductance and capacitance in the circuit, resulting in short pulses on the order of nanoseconds to long pulses on the order of milliseconds.

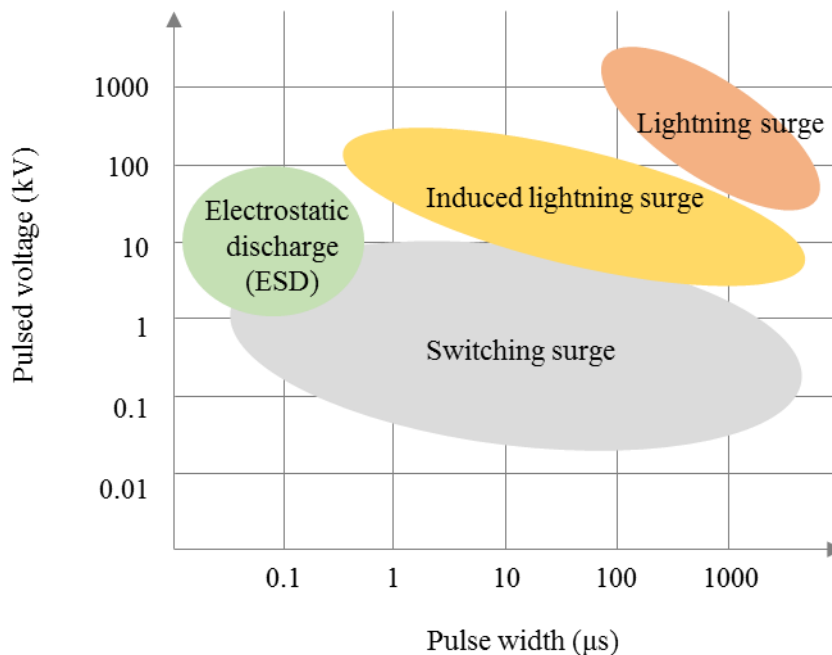


Figure 2.1 Classification of Overvoltage Pulse

3. Protection devices

This section explains the connection method and operation of the diode type protection device against overvoltage pulses.

For diode-type protection devices, connect the cathode to the energized line and the anode to GND as shown in Fig. 3.1. At this time, select the one where the breakdown voltage of the protection device has a margin with respect to the potential between the energized line and GND. In this way, the protection device does not operate during normal operation of the equipment. However, if an overvoltage pulse exceeding the breakdown voltage is applied, current flows through the protection device to the GND to protect the object.

We have a lineup of ESD protection diodes and Zener diodes as protection devices, and the connection method and operation are the same, but their characteristics are different. Each feature is described below.

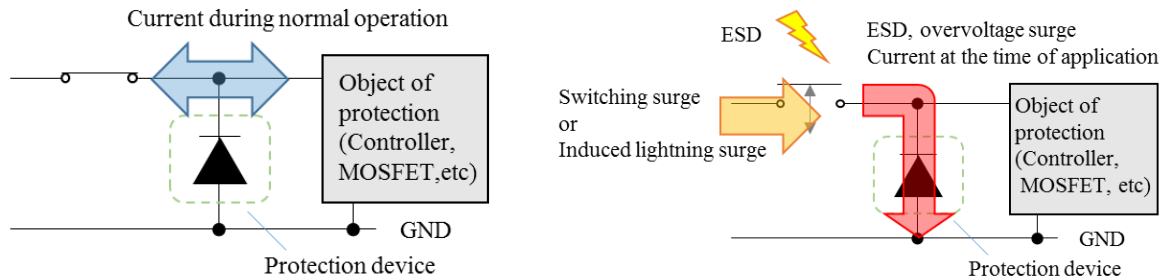


Figure 3.1 Operation Image of Protection Device during Normal Operation and when ESD and Overvoltage Surge are Applied

3.1 ESD protection diode

It is important to have a low terminal capacitance C_T as the key performance required for the protection device on the signal line. Our ESD protection diodes feature not only standard capacitance products but also low capacitance products, and we have many type of products as shown in Fig. 3.2.

It is important to protect the object from transient pulses, such as ESDs, because it is likely to be generated by contacting an object with external connectors, such as USB and HDMI, which are increasingly being installed in electric equipment. At the same time, in normal operation, if the signal frequency is high (USB, HDMI, etc.), the protection device component must be selected so as not to reduce the signal quality. We offer a range of products that emphasize the performance of protecting objects from pulses on the order of nanoseconds that are compatible with IEC61000-4-2 of electrostatic models. In addition, products conformable to IEC61000-4-5 (which is a microsecond-order over-voltage modelling because of the recent importance of protecting electronic devices from induced lightning(8/20 μ s)) are also available. (For protection of longer overvoltage pulses, refer to the Zener diode for overvoltage protection in the next chapter.)

This is an application note about the basics of ESD Protection (TVS) Diodes.

→

[Click Here](#)

Signal line Application	Ct(typ.)	VRWM (max)(V)	0.62x0.32mm SOD-962 (SL2)	1.0x0.6mm SOD-882 (CST2)	1.0x0.6mm SOD-923	1.6x0.8mm SOD-523 (ESC)	2.5x1.25mm SOD-323 (USC)	
USB3.2(10Gbps) Thunderbolt3(20Gbps) HDMI2.1(16Gbps) Wi-fi, Bluetooth(2.4GHz)	0.1 ~0.15pF	3.6V	New DF2B5M4ASL	-	-	-	-	
		5.5V	New DF2B6M4ASL DF2B7M3SL	-	-	-	-	
	0.2 ~0.35pF	3.6V, 3.3V	New DF2B5M5SL DF2B5M4SL	DF2B5M4CT DF2B5M5CT	Under development	-	-	-
		5.5V, 5V	New DF2B6M5SL DF2B6M4SL	DF2B6M4CT DF2B6M5CT	Under development	-	-	-
NFC, Sensor	8V, 11V 18.5V, 24V	DF2B12M4SL	DF2B20M4SL	-	Under development DF2B20M4FS #	-	-	
		DF2B26M4SL	-	-	-	-	-	
USB3.0(5Gbps)	0.5 ~0.6pF	3.3V	New DF2S5M5SL	DF2S5M5CT	DF2S5M4FS #	-	-	
		5V	DF2S6M5SL	DF2S6M5CT	DF2S6M4FS #	-	-	
USB2.0(480Mbps)	0.9 ~1.5pF	5.5V, 5V	DF2B6U5L	DF2S6.8UCT	DF2S6.8UFS DF2S6.8MFS	-	-	
		19V	-	DF2S24UCT	-	-	-	
GPIO, Audio, I2C etc (100MHz~kHz)	~45pF	5.5V	New DF2B7BSL DF2B7ASL	DF2B7ACT DF2B7PCT	DF2B7AFS #	DF2B7AE DF2B6.8E #	DF2B7AFU	
		3.6V, 3.3V	New DF2B5BSL DF2B5SL	DF2B5PCT	-	-	-	
Automotive CAN FlexRay/ LIN	1.5~12V Othes	DF2S5.1~8.2ASL	DF2S5.6~30CT	DF2S5.1~30FS	-	-	DF2S12FU DF2B18FU # DF2B29FU # DF2B36FU #	
		-	-	-	-	-	-	
Other Application	Ct(typ.)	VRWM (max)(V)	1.6x0.8mm SOD-963 (CST2C)	2.5x1.25mm SOD-323 (USC)	2.0x2.0mm UDFN6B	#:Automotive		
Power line (VCC,VBAS)	45pF以上	5.5V	New DF2S6P2CTC	New DF2S6P2FU	DF6S25P3NU	Under development	-	
		10V	DF2S12P2CTC	DF2S12P2FU	-	-	-	
		12.6V	DF2S14P2CTC	DF2S14P2FU	-	-	-	
		21,22V	DF2S23P2CTC	DF2S23P2FU	-	-	-	

Figure 3.2 Diode Line-up for Toshiba ESD Protection (Single Product)

3.2 Zener Diodes for Overvoltage Protection

Our Zener diode is characterized by its ability to protect the object from transient overvoltage pulses as well as overvoltage pulses close to DC, which are difficult to protect with ESD protection diodes.

In addition to ESD, there are induced lightning surges and switching surges with long pulse widths (on the order of microseconds to milliseconds) as overvoltage pulses to be considered in circuit design. In order to protect the object from overvoltage pulses with such long pulse widths, it is necessary to select a product according to the assumed surge energy. In the case of overvoltage pulses such as that shown in Figure 3.3, the gray portion in the figure will be energized to the Zener diode, so it is necessary to check whether the power is acceptable. Use Equation 3.2.1 to approximate a square wave and calculate the pulse width. The surge power tolerance for each product is set as shown in Fig. 3.4. Confirm that the Zener surge power tolerance for t_w after approximating the square wave is not a problem in designing.

$$t_w = \frac{1}{P_p} \int_0^{t_1} P_{Z(t)} dt \dots \dots \dots \text{Expression 3.2.1}$$




Figure 3.3 Example of derivation of pulse width by approximating square wave from surge waveform

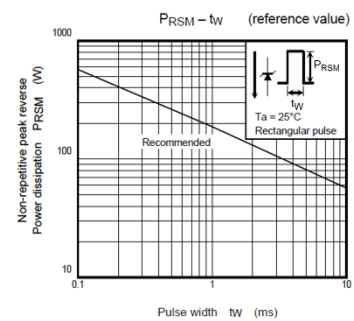
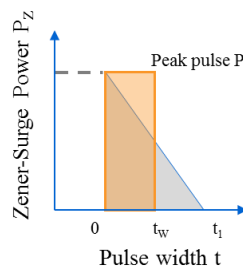


Figure 3.4 Example of surge power tolerance

Examples of Applications	Ct(typ.)	Zener voltage Vz typ.(V)	1.0x0.6mm SOD-523 (ESC)	2.5x1.25mm SOD-323 (USC)	2.0x2.1mm SOT-323 (USM)	2.9x2.5mm SOT-346 (S-mini)
Low voltage protection	125	5.6	CEZ5V6	CUZ5V6	MUZ5V6	MSZ5V6
5V power lines	105	6.2	CEZ6V2	CUZ6V2	MUZ6V2	MSZ6V2
5V power lines	88	6.8	CEZ6V8	CUZ6V8	MUZ6V8	MSZ6V8
9V power lines	44	12	CEZ12V	CUZ12V	MUZ12V	MSZ12V
12V power line	35	16	CEZ16V	CUZ16V	MUZ16V	MSZ16V
20V power line	26	24	CEZ24V	CUZ24V	MUZ24V	MSZ24V

Figure 3.5 Small Zener Diode Line-up for Protection
Other lineup includes medium-sized Zener diodes

[Click Here](#)

4. Conclusion

This document introduces the types of overvoltage pulses and our lineup of protection devices, such as the ESD protecting devices shown in Figures 4.1 and Table 4.1, respectively. In order to protect the object from overvoltage pulses such as ESD and surge, it is important to select a protection device according to the application. We would be pleased to utilize the protection devices introduced in this document to reduce the risk of fault caused by overvoltage pulses. I would like to ask you for our protection devices in the future as well.

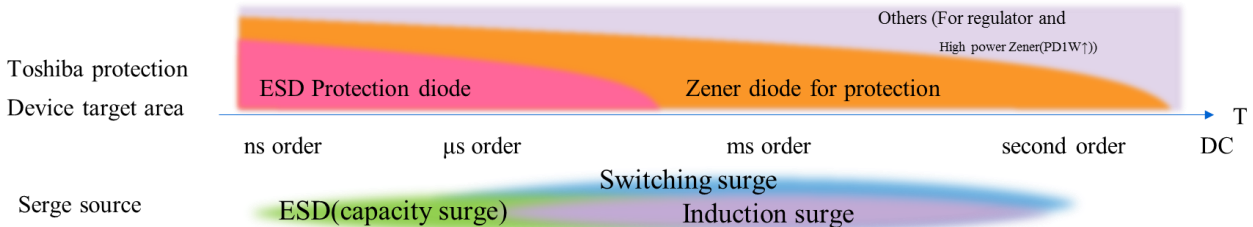


Fig.4.1 Corresponding area of ESD protection diode and Zener diode suitable for overvoltage protection

Table 4.1 Summary characteristics of ESD Protection Diodes and Zener Diodes

	ESD protection diode	Zener diode
Main applications	Purpose to protect the object from overvoltage pulses on the order of microseconds or less. *1	To protect from overvoltage pulse for more than microseconds (ESD protection application also possible*1)
Capacitance between terminals*2	0.12pF to 600pF	100 pF to 600pF (scheduled for future lineup)
Examples of Use Locations	Connectors for USB, HDMI, etc.*3	Power supply line, power control line
Remarks	Our lineup is centered on products with low capacities of less than 1pF.	If the power dissipation is within the allowable range, overvoltage pulses close to DC can also be protected.

*1 compliant standard: IEC61000-4-2, IEC61000-4-5 (8/20µs condition)

*2 For protecting 5V lines

*3 There is a product for the power supply line for protection from 8/20µs pulses assuming some induced lightning surges.

Introduction page of ESD protection diode

[Click Here](#)

Lineup includes medium-sized Zener diodes

[Click Here](#)

This is an application note about the basics of ESD Protection (TVS) Diodes.

→

[Click Here](#)

RESTRICTIONS ON PRODUCT USE

Toshiba Corporation and its subsidiaries and affiliates are collectively referred to as "TOSHIBA". Hardware, software and systems described in this document are collectively referred to as "Product".

- TOSHIBA reserves the right to make changes to the information in this document and related Product without notice.
- This document and any information herein may not be reproduced without prior written permission from TOSHIBA. Even with TOSHIBA's written permission, reproduction is permissible only if reproduction is without alteration/omission.
- Though TOSHIBA works continually to improve Product's quality and reliability, Product can malfunction or fail. Customers are responsible for complying with safety standards and for providing adequate designs and safeguards for their hardware, software and systems which minimize risk and avoid situations in which a malfunction or failure of Product could cause loss of human life, bodily injury or damage to property, including data loss or corruption. Before customers use the Product, create designs including the Product, or incorporate the Product into their own applications, customers must also refer to and comply with (a) the latest versions of all relevant TOSHIBA information, including without limitation, this document, the specifications, the data sheets and application notes for Product and the precautions and conditions set forth in the "TOSHIBA Semiconductor Reliability Handbook" and (b) the instructions for the application with which the Product will be used with or for. Customers are solely responsible for all aspects of their own product design or applications, including but not limited to (a) determining the appropriateness of the use of this Product in such design or applications; (b) evaluating and determining the applicability of any information contained in this document, or in charts, diagrams, programs, algorithms, sample application circuits, or any other referenced documents; and (c) validating all operating parameters for such designs and applications. **TOSHIBA ASSUMES NO LIABILITY FOR CUSTOMERS' PRODUCT DESIGN OR APPLICATIONS.**
- **PRODUCT IS NEITHER INTENDED NOR WARRANTED FOR USE IN EQUIPMENTS OR SYSTEMS THAT REQUIRE EXTRAORDINARILY HIGH LEVELS OF QUALITY AND/OR RELIABILITY, AND/OR A MALFUNCTION OR FAILURE OF WHICH MAY CAUSE LOSS OF HUMAN LIFE, BODILY INJURY, SERIOUS PROPERTY DAMAGE AND/OR SERIOUS PUBLIC IMPACT ("UNINTENDED USE").** Except for specific applications as expressly stated in this document, Unintended Use includes, without limitation, equipment used in nuclear facilities, equipment used in the aerospace industry, lifesaving and/or life supporting medical equipment, equipment used for automobiles, trains, ships and other transportation, traffic signaling equipment, equipment used to control combustions or explosions, safety devices, elevators and escalators, and devices related to power plant. **IF YOU USE PRODUCT FOR UNINTENDED USE, TOSHIBA ASSUMES NO LIABILITY FOR PRODUCT.** For details, please contact your TOSHIBA sales representative or contact us via our website.
- Do not disassemble, analyze, reverse-engineer, alter, modify, translate or copy Product, whether in whole or in part.
- Product shall not be used for or incorporated into any products or systems whose manufacture, use, or sale is prohibited under any applicable laws or regulations.
- The information contained herein is presented only as guidance for Product use. No responsibility is assumed by TOSHIBA for any infringement of patents or any other intellectual property rights of third parties that may result from the use of Product. No license to any intellectual property right is granted by this document, whether express or implied, by estoppel or otherwise.
- **ABSENT A WRITTEN SIGNED AGREEMENT, EXCEPT AS PROVIDED IN THE RELEVANT TERMS AND CONDITIONS OF SALE FOR PRODUCT, AND TO THE MAXIMUM EXTENT ALLOWABLE BY LAW, TOSHIBA (1) ASSUMES NO LIABILITY WHATSOEVER, INCLUDING WITHOUT LIMITATION, INDIRECT, CONSEQUENTIAL, SPECIAL, OR INCIDENTAL DAMAGES OR LOSS, INCLUDING WITHOUT LIMITATION, LOSS OF PROFITS, LOSS OF OPPORTUNITIES, BUSINESS INTERRUPTION AND LOSS OF DATA, AND (2) DISCLAIMS ANY AND ALL EXPRESS OR IMPLIED WARRANTIES AND CONDITIONS RELATED TO SALE, USE OF PRODUCT, OR INFORMATION, INCLUDING WARRANTIES OR CONDITIONS OF MERCHANTABILITY, FITNESS FOR A PARTICULAR PURPOSE, ACCURACY OF INFORMATION, OR NONINFRINGEMENT.**
- Do not use or otherwise make available Product or related software or technology for any military purposes, including without limitation, for the design, development, use, stockpiling or manufacturing of nuclear, chemical, or biological weapons or missile technology products (mass destruction weapons). Product and related software and technology may be controlled under the applicable export laws and regulations including, without limitation, the Japanese Foreign Exchange and Foreign Trade Law and the U.S. Export Administration Regulations. Export and re-export of Product or related software or technology are strictly prohibited except in compliance with all applicable export laws and regulations.
- Please contact your TOSHIBA sales representative for details as to environmental matters such as the RoHS compatibility of Product. Please use Product in compliance with all applicable laws and regulations that regulate the inclusion or use of controlled substances, including without limitation, the EU RoHS Directive. **TOSHIBA ASSUMES NO LIABILITY FOR DAMAGES OR LOSSES OCCURRING AS A RESULT OF NONCOMPLIANCE WITH APPLICABLE LAWS AND REGULATIONS.**

Toshiba Electronic Devices & Storage Corporation

<https://toshiba.semicon-storage.com/>