

Introduction of Toshiba Bus Switch products

Lineup of bus switches to meet various low-speed to ultra-high-speed interface

Wide range of support from general-purpose bus

Toshiba's bus switch IC is the most suitable switch for high-speed switching and disconnection of bus lines. In addition to 3V, 5V products with low on-resistance, we are also offering a range of level shift types that can accommodate different power supply systems. We also provide high-quality products centered on production in Japan and Thailand. The bus switch can be selected from a variety of characteristics, so you can choose the most suitable bus switch product for your operating environment.

Good frequency characteristics over 10 GHz!

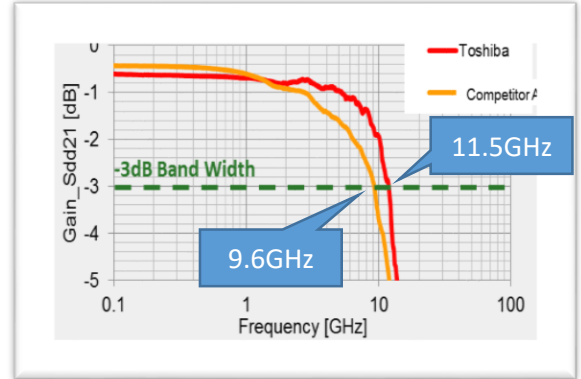
Toshiba's latest high-speed bus switch has a wide Frequency characteristic (-3dB) of 11.5GHz high-quality design is facilitated by low signal attenuation when used in high-speed interfaces.

It is possible to transmit signals with higher quality than ever before!

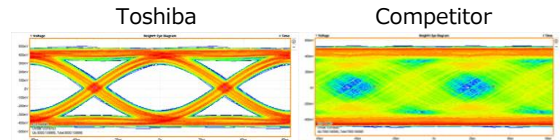
In addition to its frequency characteristics, Toshiba's bus switch has excellent signal quality. The results of eye-pattern comparisons also show superior signal-quality compared to competitor's same kind products(**). We have also verified the quality of high-speed signals, such as USB 3.1, PCIe® Gen3 and MIPI® M-Phy. This is a switch product that can be used with greater peace of mind than ever before.

** Based on our survey as of today.

Frequency Characteristics of Toshiba High-Speed Bus Switches (Toshiba TC7PCI3212MT)

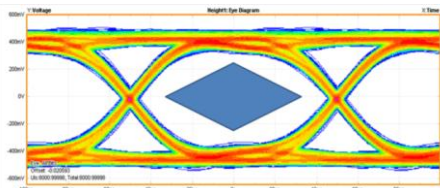


Signal-quality testing comparisons (16 Gbps Eye-pattern)

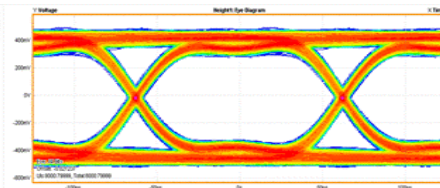


*Compared to same kind products based on our survey as of today.

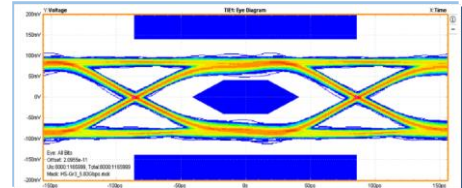
Signal quality test results by Eye- Pattern USB 3.1: 10Gbps



PCIe® Gen3: 8Gbps



MIPI® M-Phy: 5.83Gbps



Switch-type

This line includes a switch (SPST) for disconnecting the bus line, and a multiplexer (SPDT,SP4T) for switching the bus line.

SPST	SPDT	SP4T
Single-Pole Single-Throw	Single-Pole Double-Throw	Single-Pole 4-Throw






Main applications of each series

Series Name	Highspeed bus switch	Standard bus switch	Dual power supply level shift bus switch
		TC7PCI, TC7USB	TC7SB/SBL, WB/WBL, TC7MBL
Main applications	High-speed signaling lines such as USB 2/3 PCIe® Gen3	5V/3.3Vgeneral-purpose signaling lines	Bus lines that require voltage conversion
Signaling rate	500Mbps~10Gbps	Less than 350Mbps	Less than 20Mbps






Features of each series





You can easily select from the list of characteristics.

Series	Switch type	Num of Circuit	Product Name	Control	Vcc(V)	Ron(Ω)	Con(pF)	BW(-3dB)	Package Name	ご購入		
						(typ.)	(typ.)	(typ.)				
High Speed Differential	SPDT	Quad	TC7PCI3212MT	Low Active	2.7 to 3.6	7.5	1.5	11.5GHz	TQFN20	Buy Online		
			TC7PCI3215MT	Low Active						Buy Online		
			TC7USB3212WBG	Low Active	1.65 to 1.95	4.5	2	8GHz	WCSP20	Buy Online		
	Single	Low Active	2.3 to 4.3	TC7USB40MU	Low Active	4.5	5	1.5GHz	UQFN10B	Buy Online		
				TC7USB40FT					TSSOP14	Buy Online		
				TC7USB42MU	Low Active	UQFN10B	Buy Online					
				TC7USB42FT	Low Active	TSSOP14	Buy Online					
Low voltage Standard	SPST	Single	TC7SBL66CFU	High Active	1.65 to 3.6	5.5	7	510MHz	USV	Buy Online		
			TC7SBL384CFU	Low Active					Buy Online			
		Dual	TC7WBL3305CFK	High Active					6	7	US8	Buy Online
			TC7WBL3306CFK	Low Active					Buy Online			
		Quad	TC7MBL3125CFT	Low Active					6.5	7.5	TSSOP14	Buy Online
			TC7MBL3125CFK	Low Active					Buy Online			
	TC7MBL3126CFT		High Active	6.5	7.5	TSSOP14	Buy Online					
	Octal	TC7MBL3126CFK	High Active	Buy Online								
		TC7MBL3245CFT	Low Active	6.5	7.5	TSSOP20	Buy Online					
	TC7MBL3245CFK	Low Active	Buy Online									
	SPDT	Quad	TC7MBL3257CFT	Low Active	8.5	8	TSSOP16	Buy Online				
			TC7MBL3257CFK	Low Active	Buy Online							
	SP4T	Dual	TC7MBL3253CFT	Low Active	9	13	TSSOP16	Buy Online				
TC7MBL3253CFK			Low Active	Buy Online								
5V Standard	SPST	Single	TC7SB66CFU	High Active	1.65 to 5.5	4	10	480MHz	USV	Buy Online		
			TC7SB67CFU	Low Active					Buy Online			
	Dual	TC7WB66CFK	High Active	4					10	US8	Buy Online	
		TC7WB67CFK	Low Active	Buy Online								
	SPDT	Single	TC7SB3157CFU	-					4	15	US6	Buy Online
TC7SB3157DL6X			-	4	15	MP6D	Buy Online					
Level Shift	SPST	Single	TC7SPB9306TU	High Active	VccA: 1.65 to 5.0 VccB: 2.3 to 5.5	5	14	-	UF6	Buy Online		
			TC7SPB9307TU	Low Active					Buy Online			
		Dual	TC7WPB9306FK	High Active					5	14	US8	Buy Online
			TC7WPB9307FK	Low Active					Buy Online			
		Quad	TC7QPB9306FT	High Active					5	14	TSSOP14	Buy Online
			TC7QPB9306FK	High Active							Buy Online	
	TC7QPB9307FT		Low Active	TSSOP14							Buy Online	
	Octal	TC7QPB9307FK	Low Active	Buy Online								
		TC7MPB9307FT	High Active	5					14	TSSOP20	Buy Online	
	TC7MPB9307FK	High Active	Buy Online									
	SPDT	Dual	TC7MPB9326FT	High Active					5	14	TSSOP14	Buy Online
TC7MPB9326FK			High Active	Buy Online								
TC7MPB9327FT			Low Active	TSSOP14	Buy Online							
TC7MPB9327FK			Low Active	Buy Online								

USV(SOT-353)	MP6D	US6(SOT-363)	UF6(SOT-363F)	US8(SOT-765)
				
W : 2.9 mm L : 2.8 mm H : 1.1 mm	W : 1.45 mm L : 1.0 mm H : 0.48 mm	W : 2.0 mm L : 2.1 mm H : 0.9 mm	W : 2.0 mm L : 2.1 mm H : 0.7 mm	W : 2.0 mm L : 3.1 mm H : 0.7 mm



UQFN10B	TSSOP14	US14	TSSOP16	US16
				
W : 1.4 mm L : 1.8 mm H : 0.48mm	W : 5.4 mm L : 6.4 mm H : 1.0 mm	W : 4.0 mm L : 4.0 mm H : 0.8 mm	W : 5.0 mm L : 6.4 mm H : 1.0 mm	W : 4.0 mm L : 4.0 mm H : 0.8 mm

TSSOP20	US20	WCSP20	TQFN20
			
W : 6.5 mm L : 6.4 mm H : 1.0 mm	W : 5.0 mm L : 4.0 mm H : 0.8 mm	W : 2.0 mm L : 1.6 mm H : 0.64 mm	W : 4.5 mm L : 2.5 mm H : 0.55 mm

Related LINK

- **Product Parametric Search** [Click](#)
- **Application Notes** [Click](#)
- **FAQ of General-purpose Logic ICs** [Click](#)
- **Online distribution purchase, inventory search pages** [Click](#)

MIPI® is registered service marks of MIPI Alliance, Inc..

PCIe is a trademark of PCI-SIG.

Other company names, product names, and service names may be trademarks of their respective companies.

RESTRICTIONS ON PRODUCT USE

Toshiba Corporation and its subsidiaries and affiliates are collectively referred to as "TOSHIBA".

Hardware, software and systems described in this document are collectively referred to as "Product".

- TOSHIBA reserves the right to make changes to the information in this document and related Product without notice.
- This document and any information herein may not be reproduced without prior written permission from TOSHIBA. Even with TOSHIBA's written permission, reproduction is permissible only if reproduction is without alteration/omission.
- Though TOSHIBA works continually to improve Product's quality and reliability, Product can malfunction or fail. Customers are responsible for complying with safety standards and for providing adequate designs and safeguards for their hardware, software and systems which minimize risk and avoid situations in which a malfunction or failure of Product could cause loss of human life, bodily injury or damage to property, including data loss or corruption. Before customers use the Product, create designs including the Product, or incorporate the Product into their own applications, customers must also refer to and comply with (a) the latest versions of all relevant TOSHIBA information, including without limitation, this document, the specifications, the data sheets and application notes for Product and the precautions and conditions set forth in the "TOSHIBA Semiconductor Reliability Handbook" and (b) the instructions for the application with which the Product will be used with or for. Customers are solely responsible for all aspects of their own product design or applications, including but not limited to (a) determining the appropriateness of the use of this Product in such design or applications; (b) evaluating and determining the applicability of any information contained in this document, or in charts, diagrams, programs, algorithms, sample application circuits, or any other referenced documents; and (c) validating all operating parameters for such designs and applications. TOSHIBA ASSUMES NO LIABILITY FOR CUSTOMERS' PRODUCT DESIGN OR APPLICATIONS.
- PRODUCT IS NEITHER INTENDED NOR WARRANTED FOR USE IN EQUIPMENTS OR SYSTEMS THAT REQUIRE EXTRAORDINARILY HIGH LEVELS OF QUALITY AND/OR RELIABILITY, AND/OR A MALFUNCTION OR FAILURE OF WHICH MAY CAUSE LOSS OF HUMAN LIFE, BODILY INJURY, SERIOUS PROPERTY DAMAGE AND/OR SERIOUS PUBLIC IMPACT ("UNINTENDED USE"). Except for specific applications as expressly stated in this document, Unintended Use includes, without limitation, equipment used in nuclear facilities, equipment used in the aerospace industry, lifesaving and/or life supporting medical equipment, equipment used for automobiles, trains, ships and other transportation, traffic signaling equipment, equipment used to control combustions or explosions, safety devices, elevators and escalators, and devices related to power plant. IF YOU USE PRODUCT FOR UNINTENDED USE, TOSHIBA ASSUMES NO LIABILITY FOR PRODUCT. For details, please contact your TOSHIBA sales representative or contact us via our website.
- Do not disassemble, analyze, reverse-engineer, alter, modify, translate or copy Product, whether in whole or in part.
- Product shall not be used for or incorporated into any products or systems whose manufacture, use, or sale is prohibited under any applicable laws or regulations.
- The information contained herein is presented only as guidance for Product use. No responsibility is assumed by TOSHIBA for any infringement of patents or any other intellectual property rights of third parties that may result from the use of Product. No license to any intellectual property right is granted by this document, whether express or implied, by estoppel or otherwise.
- ABSENT A WRITTEN SIGNED AGREEMENT, EXCEPT AS PROVIDED IN THE RELEVANT TERMS AND CONDITIONS OF SALE FOR PRODUCT, AND TO THE MAXIMUM EXTENT ALLOWABLE BY LAW, TOSHIBA (1) ASSUMES NO LIABILITY WHATSOEVER, INCLUDING WITHOUT LIMITATION, INDIRECT, CONSEQUENTIAL, SPECIAL, OR INCIDENTAL DAMAGES OR LOSS, INCLUDING WITHOUT LIMITATION, LOSS OF PROFITS, LOSS OF OPPORTUNITIES, BUSINESS INTERRUPTION AND LOSS OF DATA, AND (2) DISCLAIMS ANY AND ALL EXPRESS OR IMPLIED WARRANTIES AND CONDITIONS RELATED TO SALE, USE OF PRODUCT, OR INFORMATION, INCLUDING WARRANTIES OR CONDITIONS OF MERCHANTABILITY, FITNESS FOR A PARTICULAR PURPOSE, ACCURACY OF INFORMATION, OR NONINFRINGEMENT.
- Do not use or otherwise make available Product or related software or technology for any military purposes, including without limitation, for the design, development, use, stockpiling or manufacturing of nuclear, chemical, or biological weapons or missile technology products (mass destruction weapons). Product and related software and technology may be controlled under the applicable export laws and regulations including, without limitation, the Japanese Foreign Exchange and Foreign Trade Law and the U.S. Export Administration Regulations. Export and re-export of Product or related software or technology are strictly prohibited except in compliance with all applicable export laws and regulations.
- Please contact your TOSHIBA sales representative for details as to environmental matters such as the RoHS compatibility of Product. Please use Product in compliance with all applicable laws and regulations that regulate the inclusion or use of controlled substances, including without limitation, the EU RoHS Directive. TOSHIBA ASSUMES NO LIABILITY FOR DAMAGES OR LOSSES OCCURRING AS A RESULT OF NONCOMPLIANCE WITH APPLICABLE LAWS AND REGULATIONS.